



**District Report Card: 2017**


<b>State:</b> Maharashtra	<b>District:</b> Parbhani
<b>Class:</b> 5	<b>Subject:</b> Language
<b>Schools:</b> 60	<b>Students:</b> 1406


**Participation/Coverage**


**Students**

<b>GENDER</b> 	Boys		Girls	
	Number	%	Number	%
	716	50.92	690	49.08

<b>AREA</b> 	Rural		Urban	
	Number	%	Number	%
	748	53.20	658	46.80

<b>CATEGORY</b> 	SC		ST		OBC		GEN	
	Number	%	Number	%	Number	%	Number	%
	187	13.30	51	3.63	462	32.86	706	50.21

<b>CWSN</b> 	LD	VI	HI	S&LD	ID	Oth
	0	30	1	0	2	8

<b>Management</b> 	Government		Government-aided	
	Number	%	Number	%
	548	38.98	858	61.02

**Average Performance of Students in Language (%)**

Overall	Gender		Area		Management		Social Group			
	Male	Female	Rural	Urban	Govt.	Aided	SC	ST	OBC	GEN
63.27	63.11	63.44	66.03	60.13	65.18	62.05	65.74	52.16	63.64	63.18

## Performance on Learning Outcomes (LOs)

Learning Outcomes	Description	Average Performance(%)
L504	Reads and comprehends independently storybooks, news items/ headlines, advertisements etc.	58.89
L508	Reads text with comprehension, locates details and sequence of events	65.46

Range of Performance of Students who Answered Correctly							
Below 30%		30% - 50%		50% - 75%		Above 75%	
Number	%	Number	%	Number	%	Number	%
136	9.67	275	19.56	531	37.77	464	33.00

## Lowest Performing Learning Outcomes (LOs)

- 1 - Reads and comprehends independently storybooks, news items/ headlines, advertisements etc. (58.89)
- 2 - Reads text with comprehension, locates details and sequence of events (65.46)